



HOPPE pull handles

For all HOPPE door and window handles ...



HOPPE Pull handles

Pull handles are an integral part of the HOPPE product range: from straight bar-shaped models – often available with either a round or a square basic shape – to flat bow-shaped, semi-circular, triangular and even U-shaped versions, there is sure to be the perfect solution for any style of entrance door. All these options offer impressive durability and come with HOPPE's standard 10-year guarantee on the mechanical function.

In addition to the classic natural surface colour of our aluminium pull handles, our stainless-steel pull handles score not only with an elegant matt look, but also with a trendy matt black finish perfectly matching current furnishing styles.

Assembly is quick and easy: HOPPE pull handles can be mounted on aluminium, PVC and timber doors – either on one side or in pairs – using the tried-and-tested HOPPE pull handle fixing system.



Please note: For the finish chart and identification of the product ranges please refer to the back of the catalogue.

Overview pull handles



E5513D
Page 8



(E)5010 (XL)
Page 9, 11



(E)5110
Page 9, 26



(E)5210
Page 9, 27



(E)5310
Page 10, 27



E5000 (XL)
Page 10, 11



E5011 (XL)
Page 13, 14



E5012 (XL)
Page 15, 16



E5014
Page 17



E5015 (XL)
Page 17, 18



E5040
Page 18



E5061 (XL)
Page 19, 20



E5062 (XL)
Page 21, 22



E5091 (XL)
Page 23, 24



E5095
Page 25



E5100
Page 25



E5200
Page 26



E5311
Page 28





E5511
Page 28



E5606
Page 29



E5718
Page 29



E5724 (XL)
Page 30, 31



E5726 (XL)
Page 32, 33



E5766 (XL)
Page 34



Pull handles





■ E5513D

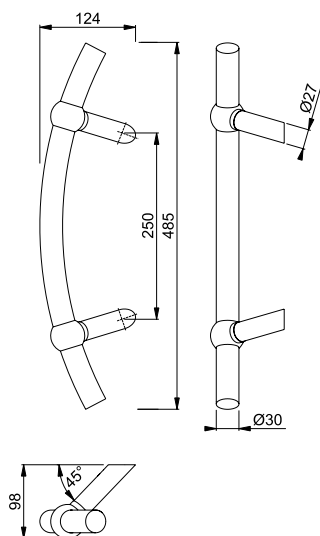
duraver[®]

HOPPE stainless steel bow-shaped pull handle with design elements:

- Design elements: connecting rings to the supports
- Supports: round, inclined at an angle of 45°
- Fixing: concealed, pull handle fixing system no. 11



Description	Ø	Length	F69			P.U.	O.C.
		Distance	Art. no.				
Bow-shaped pull handle with design grooves, piece	30	485	1841531			1	1
		250					
		485	1841653			1	1
		300					



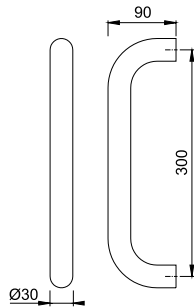
5010

duraplus®



HOPPE aluminium straight pull handle:
• Fixing: concealed, pull handle fixing system no. 11

Description	Ø	Distance	F1			P.U.	O.C.
			Art. no.				
Straight pull handle, piece	30	300	8051229			1	5
		350	6859177			1	5



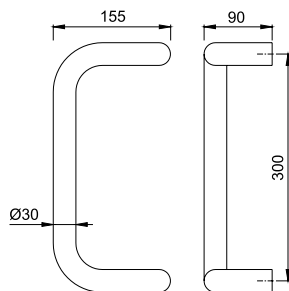
5110

duraplus®



HOPPE cranked aluminium pull handle:
• Fixing: concealed, pull handle fixing system no. 11

Description	Ø	Distance	F1			P.U.	O.C.
			Art. no.				
Cranked pull handle, piece	30	300	8051419			1	5
		350	8051385			1	5



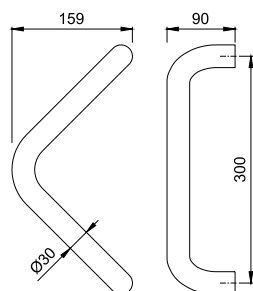
5210

duraplus®



HOPPE aluminium triangular pull handle:
• Fixing: concealed, pull handle fixing system no. 11

Description	Ø	Distance	F1			P.U.	O.C.
			Art. no.				
Triangular pull handle, piece	30	300	8051336			1	5
		350	8051302			1	5



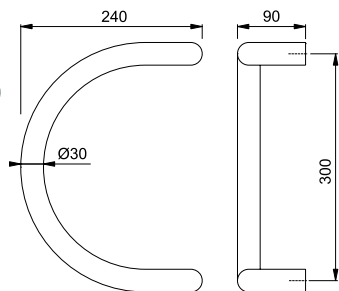
■ 5310

duraplus®



HOPPE aluminium semi-circular pull handle:
 • Fixing: concealed, pull handle fixing system no. 11

Description	Ø	Distance	F1				P.U.	O.C.
			Art. no.					
Semi-circular pull handle, piece	30	300	8051260				1	5
		350	8051252				1	5



■ E5000

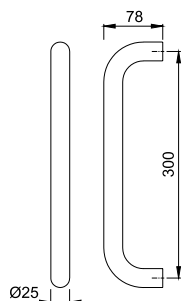
duraplus®




HOPPE stainless steel straight pull handle:
 • Fixing: concealed, pull handle fixing system no. 11



Description	Ø	Distance	F69				P.U.	O.C.
			Art. no.					
Straight pull handle, piece	25	300	553648				1	5
		350	602551				1	5





■ **E5000 XL (special length)**

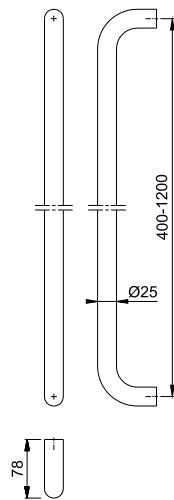
duraplus®

HOPPE stainless steel straight pull handle with special length:

- Fixing distance: 400-1200 mm is possible
 - Fixing: concealed, pull handle fixing system no. 11
- Please state required fixing distance.



Description	Ø	Distance	F69				P.U.	O.C.
			Art. no.					
Straight pull handle with special length, piece	25	400-1200	1780619				1	1



■ **E5010**

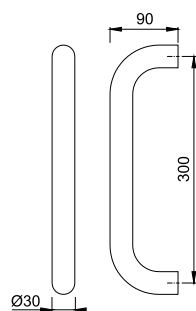
duraplus®

HOPPE stainless steel straight pull handle:

- Fixing: concealed, pull handle fixing system no. 11



Description	Ø	Distance	F69				P.U.	O.C.
			Art. no.					
Straight pull handle, piece	30	300	556144				1	5
		350	602599				1	5



■ E5010 XL (special length)

duraplus®

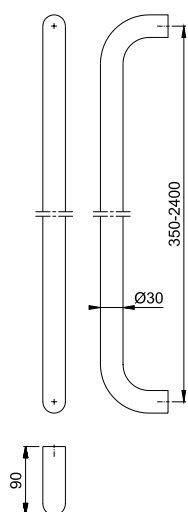
HOPPE stainless steel straight pull handle with special length:

- Fixing distance: 350-2400 mm available
- Support: from a fixing distance of 1301 mm an additional support is recommended
- Fixing: concealed, pull handle fixing system no. 11

Please state required fixing distance and the additional support if requested.



Description	Ø	Distance	F69				P.U.	O.C.
			Art. no.					
Straight pull handle with special length, piece	30	350-2400	1780627				1	1



■ **E5011**

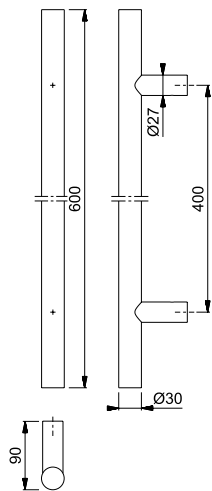
duraplus®

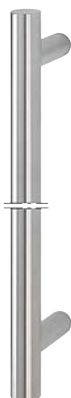
HOPPE stainless steel bar-shaped pull handle:

- Supports: round, straight
- Fixing: concealed, pull handle fixing system no. 11



Description	Ø	Length	F69	F9714M			P.U.	O.C.	
		Distance	Art. no.	Art. no.					
Bar-shaped pull handle, piece	30	400	6520605				1	5	
		300							
		500	2010595					1	5
		300							
		600	2010624	11841308				1	5
		400							
		800	2010632	11797952				1	5
		560							
		1000	2010659	11827622				1	5
		700							
		1200	2010974	11797964				1	1
		900							
1400	2010982	11827634				1	1		
1000									
1600	2011029	11827221				1	1		
1200									
1800	2011037	11835448				1	1		
1300									





■ E5011 XL (special length)

duraplus®

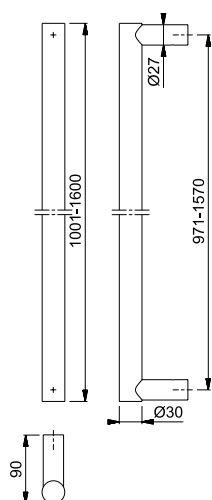
HOPPE stainless steel bar-shaped pull handle with special length:

- Length of the handle: 1001-1600 mm is possible
- Fixing distance: 971-1570 mm is possible
- Supports: round, straight; from a fixing distance of 1301 mm an additional support is recommended
- Fixing: concealed, pull handle fixing system no. 11

Please state required handle length, fixing distance and the additional support if requested. Kindly state position of the supports if asymmetric positioning is requested.



Description	Ø	Length	F69				P.U.	O.C.
		Distance	Art. no.					
Bar-shaped pull handle with special length, piece	30	250-1000	6518369				1	1
		1001-1600	3724979				1	1
		1601-2600	3725074				1	1
		1571-2570						



■ **E5012**

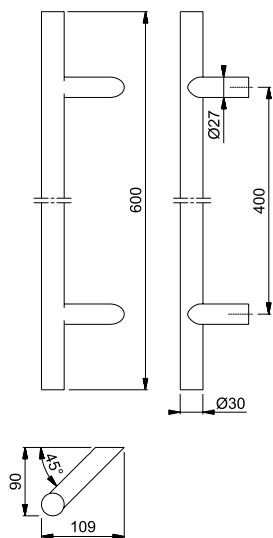
duraplus®

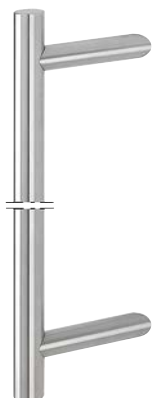
HOPPE stainless steel bar-shaped pull handle:

- Supports: round, inclined at an angle of 45°
- Fixing: concealed, pull handle fixing system no. 11



Description	Ø	Length	F69	F9714M			P.U.	O.C.	
		Distance	Art. no.	Art. no.					
Bar-shaped pull handle, piece	30	400	8124414				1	5	
		300							
		500	2011053					1	5
		300							
		600	2011061	11821954				1	5
		400							
		800	2011555	11797976				1	5
		560							
		1000	2011571	11827646				1	5
		700							
		1200	2011598	11797988				1	1
		900							
1400	2011643	11830864				1	1		
1000									
1600	2011678	11827269				1	1		
1200									
1800	2011707	11835497				1	1		
1300									





■ E5012 XL (special length)

duraplus®

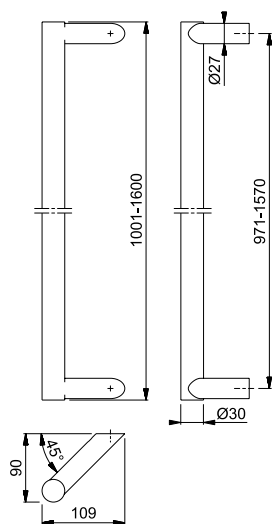
HOPPE stainless steel bar-shaped pull handle with special length:

- Length of the handle: 1001-1600 mm is possible
- Fixing distance: 971-1570 mm is possible
- Supports: round, inclined at an angle of 45; from a fixing distance of 1301 mm an additional support is recommended
- Fixing: concealed, pull handle fixing system no. 11

Please state required handle length, fixing distance and the additional support if requested. Kindly state position of the supports and handing of the pull handle (pointing to the left or the right) if asymmetric positioning of the supports is requested.



Description	Ø	Length	F69				P.U.	O.C.
		Distance	Art. no.					
Bar-shaped pull handle with special length, piece	30	250-1000	1780694				1	1
		1001-1600	3725111				1	1
		1601-2600	3725154				1	1
		1571-2570						





■ **E5014**

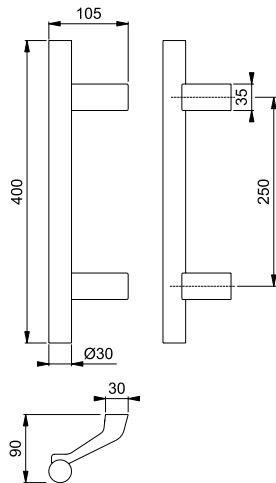

duraplus®

HOPPE stainless steel bar-shaped pull handle:

- Supports: cranked, aluminium
- Fixing: concealed, pull handle fixing system no. 11



Description	Ø	Length	F69/F1-2				P.U.	O.C.
		Distance	Art. no.					
Bar-shaped pull handle, piece	30	400	2206301				1	5
		250						
		500	2206344				1	1
		300						
		600	2206387				1	1
		400						
		800	2206424				1	1
560								
1000	2206459				1	1		
700								



Special lenghts on request.

■ **E5015**

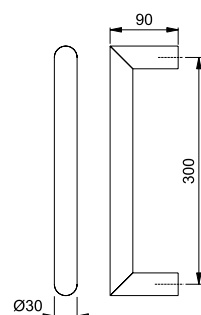
duraplus®

HOPPE stainless steel straight pull handle, mitred angles:


- Fixing: concealed, pull handle fixing system no. 11



Description	Ø	Distance	F69				P.U.	O.C.
			Art. no.					
Straight pull handle, mitred corners, piece	30	300	2206766				1	5
		350	2206782				1	5



Special lenghts on request.



■ E5015 XL (special length)

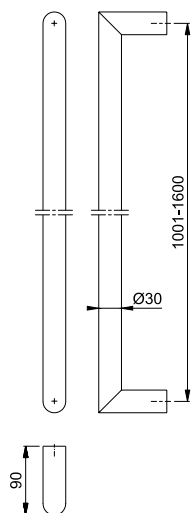
duraplus®

HOPPE stainless steel straight pull handle with special length and mitred angles:

- Fixing distance: 1001-1600 mm is possible
 - Fixing: concealed, pull handle fixing system no. 11
- Please state required fixing distance.



Description	Ø	Distance	F69				P.U.	O.C.
			Art. no.					
Straight pull handle with special length, mitred corners, piece	30	350-1000	11596508				1	1
		1001-1600	11596515				1	1
		1601-2600	11596521				1	1



■ E5040

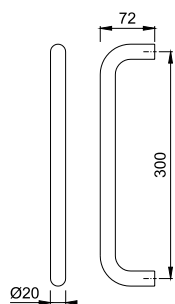
duraplus®

HOPPE stainless steel straight pull handle pair:

- Fixing: concealed, for pull handle fixing system no. 5



Description	Ø	Distance	F69				P.U.	O.C.
			Art. no.					
Straight pull handle, pair	20	200	2799240				1	5
		300	2799258				1	5
		650	2799274				1	5



■ **E5061**

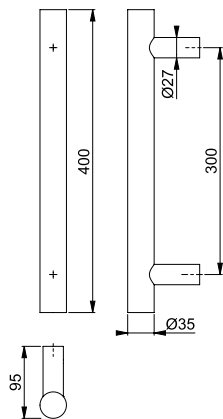
duraplus®


HOPPE stainless steel bar-shaped pull handle:

- Supports: round, straight
- Fixing: concealed, pull handle fixing system no. 11



Description	Ø	Length	F69				P.U.	O.C.
		Distance	Art. no.					
Bar-shaped pull handle, piece	35	400	3225070				1	5
		300					1	5
		500	3225299				1	5
		300					1	5
		600	3225301				1	5
		400					1	5
		800	3225310				1	5
		560					1	5
		1000	3225336				1	5
		700					1	5
		1200	3225344				1	1
		900					1	1
1400	3225361				1	1		
1000					1	1		
1600	3225387				1	1		
1200					1	1		
1800	3225395				1	1		
1300					1	1		





■ E5061 XL (special length)

duraplus®

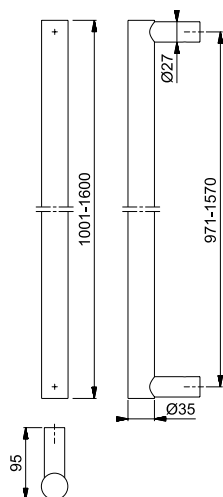
HOPPE stainless steel bar-shaped pull handle with special length:

- Length of the handle: 1001-1600 mm is possible
- Fixing distance: 971-1570 mm is possible
- Supports: round, straight; from a fixing distance of 1301 mm an additional support is recommended
- Fixing: concealed, pull handle fixing system no. 11

Please state required handle length, fixing distance and the additional support if requested. Kindly state position of the supports if asymmetric positioning is requested.




Description	Ø	Length	F69				P.U.	O.C.
		Distance	Art. no.					
Bar-shaped pull handle with special length, piece	35	250-1000	3347448				1	1
		1001-1600	3740434				1	1
		1601-2600	3740485				1	1
		1571-2570						



■ **E5062**

duraplus®

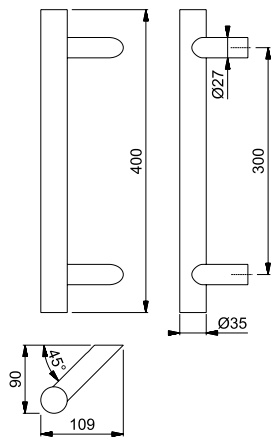



HOPPE stainless steel bar-shaped pull handle:

- Supports: round, inclined at an angle of 45°
- Fixing: concealed, pull handle fixing system no. 11



Description	Ø	Length	F69				P.U.	O.C.
		Distance	Art. no.					
Bar-shaped pull handle, piece	35	400	3225117				1	5
		300					1	5
		500	3225408				1	5
		300					1	5
		600	3225432				1	5
		400					1	5
		800	3225441				1	5
		560					1	5
		1000	3225459				1	5
		700					1	5
		1200	3225467				1	1
		900					1	1
1400	3225475				1	1		
1000					1	1		
1600	3225483				1	1		
1200					1	1		
1800	3225491				1	1		
1300					1	1		





■ E5062 XL (special length)

duraplus®

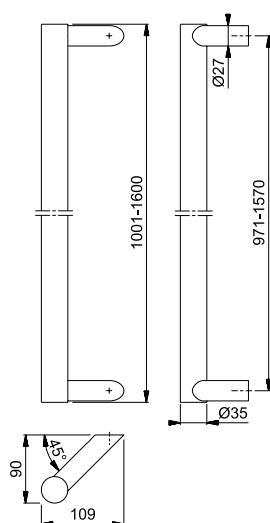
HOPPE stainless steel bar-shaped pull handle with special length:

- Length of the handle: 1001-1600 mm is possible
- Fixing distance: 971-1570 mm is possible
- Supports: round, inclined at an angle of 45; from a fixing distance of 1301 mm an additional support is recommended
- Fixing: concealed, pull handle fixing system no. 11

Please state required handle length, fixing distance and the additional support if requested. Kindly state position of the supports and handing of the pull handle (pointing to the left or the right) if asymmetric positioning of the supports is requested.



Description	Ø	Length	F69			P.U.	O.C.
		Distance	Art. no.				
Bar-shaped pull handle with special length, piece	35	N.E.	3347456			1	1



■ **E5091**

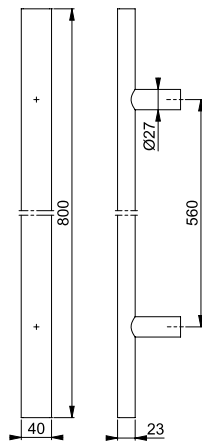
duraplus®

HOPPE stainless steel pull handle with D-shaped cross section of the bar:

- Supports: round, straight
- Fixing: concealed, pull handle fixing system no. 11



Description	<input type="checkbox"/>	Length	F69	F9714M			P.U.	O.C.	
		Distance	Art. no.	Art. no.					
Pull handle with D-shaped cross section of the bar, piece		600	11825133	11827889			1	1	
		400							
		800	11681391	11827658				1	1
		560							
		1000	11681408	11827665				1	1
		700							
		1200	11681415	11827671				1	1
		900							
		1400	11681421	11827683				1	1
1000									
1600	11681512	11827695				1	1		
1200									
1800	11681433	11835539				1	1		
1300									



■ E5091 XL (special length)

duraplus®

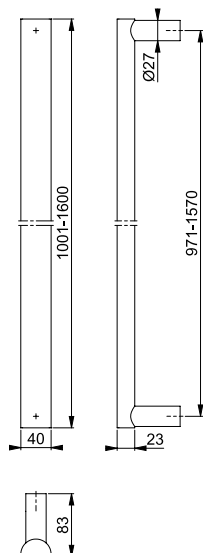
HOPPE stainless steel pull handle with D-shaped cross-section of the bar, special length:

- Length of the handle: 1001-1600 mm is possible
- Fixing distance: 971-1570 mm is possible
- Supports: round, straight; from a fixing distance of 1301 mm an additional support is recommended
- Fixing: concealed, pull handle fixing system no. 11

Please state required handle length, fixing distance and the additional support if requested. Kindly state position of the supports if asymmetric positioning is requested.



Description	<input type="checkbox"/>	Length	F69				P.U.	O.C.
		Distance	Art. no.					
Pull handle with D-shaped cross section of the bar, with special length, piece		270-1000	11687034				1	1
		1001-1600	11687046				1	1
		1601-2000	11687065				1	1
		100-970						
		971-1570						
		1571-1970						





■ **E5095**

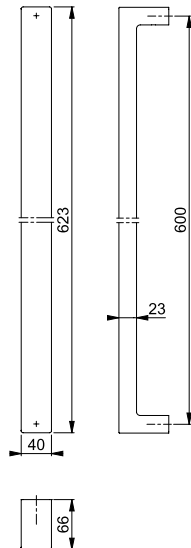
duraplus®

HOPPE stainless steel pull handle with D-shaped cross-section of the bar, return-to-door shape:

- Fixing: concealed, pull handle fixing system no. 11



Description	Distance	F69	F9714M	P.U.	O.C.
		Art. no.	Art. no.		
Pull handle with D-shaped cross-section of the bar, return-to-door shape, piece	600	11825595	11827713	1	1
	800	11825601	11827725	1	1
	1000	11681378	11829874	1	1
	1200	11681445	11829953	1	1
	1400	11681457	11829965	1	1
	1600	11681469	11829977	1	1



■ **E5100**

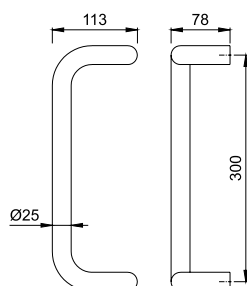
duraplus®

HOPPE cranked stainless steel pull handle:

- Fixing: concealed, pull handle fixing system no. 11



Description	Ø	Distance	F69	P.U.	O.C.
			Art. no.		
Cranked pull handle, piece	25	300	602575	1	5
		350	556090	1	5



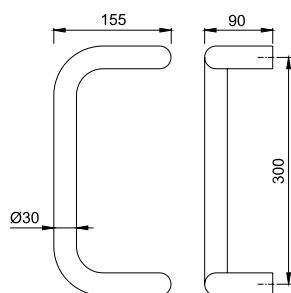
■ E5110

duraplus®

HOPPE cranked stainless steel pull handle:
 • Fixing: concealed, pull handle fixing system no. 11



Description	Ø	Distance	F69			P.U.	O.C.
			Art. no.				
Cranked pull handle, piece	30	300	602605			1	5
		350	610563			1	5



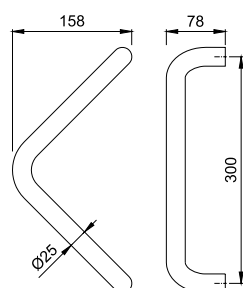
■ E5200

duraplus®

HOPPE stainless steel triangular pull handle:
 • Fixing: concealed, pull handle fixing system no. 11



Description	Ø	Distance	F69			P.U.	O.C.
			Art. no.				
Triangular pull handle, piece	25	300	573578			1	5
		350	610556			1	5



■ **E5210**

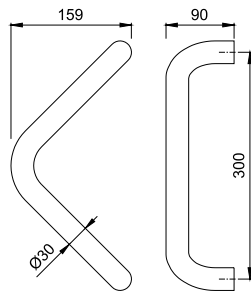
duraplus®



HOPPE stainless steel triangular pull handle:
• Fixing: concealed, pull handle fixing system no. 11



Description	Ø	Distance	F69			P.U.	O.C.
			Art. no.				
Triangular pull handle, piece	30	300	556106			1	5
		350	595297			1	5



■ **E5310**

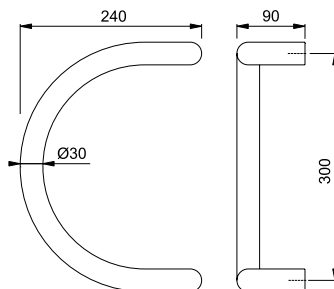
duraplus®



HOPPE stainless steel semi-circular pull handle:
• Fixing: concealed, pull handle fixing system no. 11



Description	Ø	Distance	F69			P.U.	O.C.
			Art. no.				
Semi-circular pull handle, piece	30	300	6804538			1	5
		350	598212			1	5



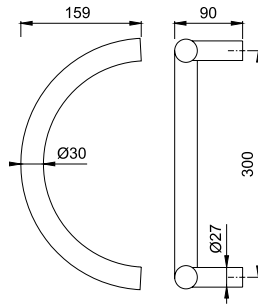
E5311

duraplus®

- HOPPE stainless steel semi-circular pull handle:
- Supports: round, straight
 - Fixing: concealed, pull handle fixing system no. 11



Description	Ø	Distance	F69				P.U.	O.C.
			Art. no.					
Semi-circular pull handle, piece	30	300	588282				1	5
		350	610617				1	5



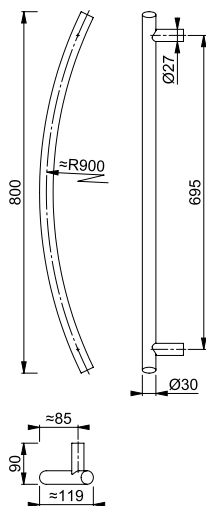
E5511

duraplus®

- HOPPE stainless steel bow-shaped pull handle:
- Supports: round, straight
 - Fixing: concealed, pull handle fixing system no. 11
 - **Please note: tolerances may be possible due to production technology; door preparation should only be made after reception of the product**



Description	Ø	Length	F69				P.U.	O.C.
		Distance	Art. no.					
Bow-shaped pull handle, piece	30	350	2707940				1	5
		210						
		800	2611059				1	1
		695						
Bow-shaped pull handle with additional third support, piece	30	1200	2694851				1	1
		1000						
		1600	2694860				1	1
		1400						



■ **E5606**

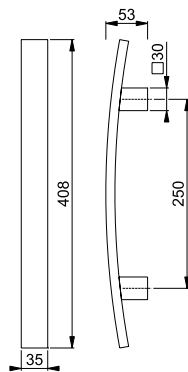
duraplus®

HOPPE stainless steel bow-shaped rectangular pull handle:

- Supports: square, straight
- Fixing: concealed, pull handle fixing system no. 11



Description	Ø	Length	F69				P.U.	O.C.
		Distance	Art. no.					
Bow-shaped rectangular pull handle, piece		408	2206871				1	5
		250						
		500	2420375				1	5
		350						
		697	2292473				1	5
		500						



■ **E5718**

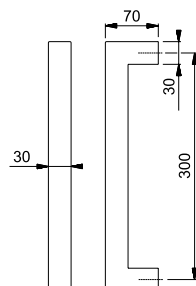
duraplus®

HOPPE stainless steel straight angular pull handle, mitred angles:

- Fixing: concealed, pull handle fixing system no. 11



Description	□	Length	F69				P.U.	O.C.
		Distance	Art. no.					
Straight angular pull handle, mitred angles, piece	30x30	330	3226030				1	5
		300						
		500	3226048				1	1
		470						



■ E5724

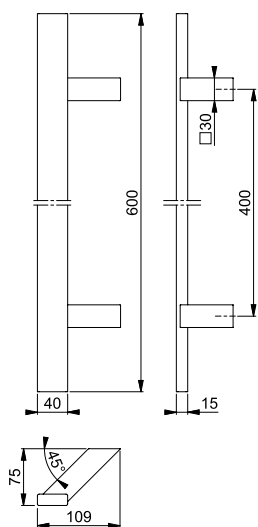
duraplus®


HOPPE stainless steel rectangular bar-shaped pull handle:

- Supports: square, inclined at an angle of 45°
- Fixing: concealed, pull handle fixing system no. 11



Description	□	Length	F69	F9714M			P.U.	O.C.	
		Distance	Art. no.	Art. no.					
Rectangular bar-shaped pull handle, piece	40x15	400	3977458				1	5	
		500	3977466				1	5	
		600	3977474	11831789			1	5	
		800	3977503	11827300			1	5	
		1000	3977520	11831790			1	5	
		1200	3977538	11827312			1	1	
		1400	3977554	11835588			1	1	
		1600	3977589	11827361			1	1	
		1800	3977597	11835576			1	1	
		1300							





■ **E5724 XL (special length)**

duraplus®

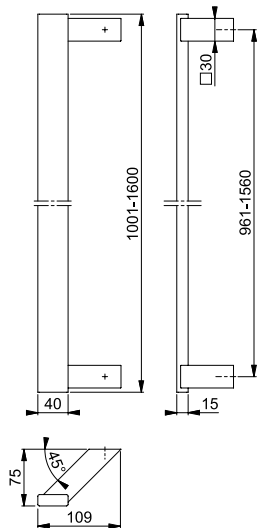
HOPPE stainless steel rectangular bar-shaped pull handle with special length:

- Length of the handle: 1001-1600 mm is possible
- Fixing distance: 961-1560 mm is possible
- Supports: square, inclined at an angle of 45°; from a fixing distance of 1301 mm an additional support is recommended
- Fixing: concealed, pull handle fixing system no. 11

Please state required handle length, fixing distance and the additional support if requested. Kindly state position of the supports and handing of the pull handle (pointing to the left or the right) if asymmetric positioning of the supports is requested.



Description	□	Length		F69		P.U.	O.C.
		Distance	Art. no.				
Rectangular bar-shaped pull handle with special length, piece	40x15	250-1000	3977600			1	1
		1001-1600	3977626			1	1
		1601-2600	3977642			1	1
		180-960					
		961-1560					
		1561-2560					



■ E5726

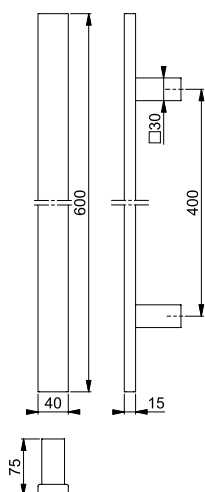
duraplus®

HOPPE stainless steel rectangular bar-shaped pull handle:

- Supports: square, straight
- Fixing: concealed, pull handle fixing system no. 11



Description	□	Length	F69	F9714M			P.U.	O.C.	
		Distance	Art. no.	Art. no.					
Rectangular bar-shaped pull handle, piece	40x15	400	3977239				1	5	
		500	3977255				1	5	
		600	3977263	11698561			1	5	
		800	3977280	11827476			1	5	
		1000	3977298	11842453			1	5	
		1200	3977343	11827488			1	1	
		1400	3977351	11835680			1	1	
		1600	3977360	11827543			1	1	
		1800	3977386	11835595			1	1	
		1300							





■ **E5726 XL (special length)**

duraplus®

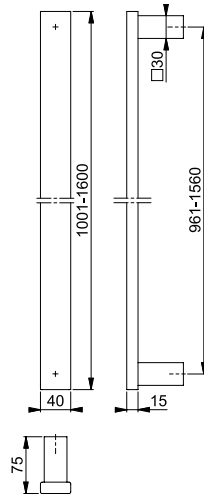
HOPPE stainless steel rectangular bar-shaped pull handle with special length:

- Length of the handle: 1001-1600 mm is possible
- Fixing distance: 961-1560 mm is possible
- Supports: square, straight; from a fixing distance of 1301 mm an additional support is recommended
- Fixing: concealed, pull handle fixing system no. 11

Please state required handle length, fixing distance and the additional support if requested. Kindly state position of the supports if asymmetric positioning is requested.



Description	□	Length	F69				P.U.	O.C.
		Distance	Art. no.					
Rectangular bar-shaped pull handle with special length, piece	40x15	250-1000	3977394				1	1
		180-960						
		1001-1600	3977407				1	1
		1601-2600	3977423				1	1
		1561-2560						



■ E5766

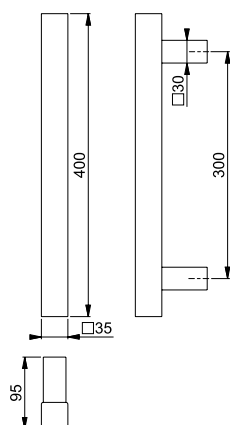
duraplus®

HOPPE stainless steel square bar-shaped pull handle:

- Supports: square, straight
- Fixing: concealed, pull handle fixing system no. 11



Description	□	Length	F69				P.U.	O.C.
		Distance	Art. no.					
Square bar-shaped pull handle, piece	35x35	400	3975591				1	5
		300						
		500	3975604				1	5
		300						
		600	3975612				1	5
		400						
		800	3975621				1	5
		560						
		1000	3975639				1	5
		700						
		1200	3975647				1	1
		900						
1400	3975655				1	1		
1000								
1600	3975663				1	1		
1200								
1800	3975671				1	1		
1300								





■ **E5766 XL (special length)**

duraplus®

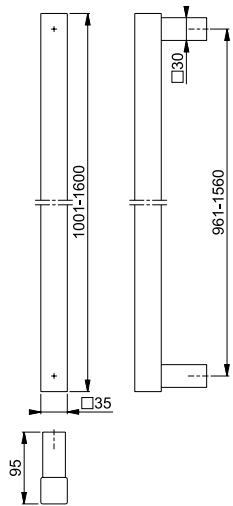
HOPPE stainless steel square bar-shaped pull handle with special length:

- Length of the handle: 1001-1600 mm is possible
- Fixing distance: 961-1560 mm is possible
- Supports: square, straight; from a fixing distance of 1301 mm an additional support is recommended
- Fixing: concealed, pull handle fixing system no. 11

Please state required handle length, fixing distance and the additional support if requested. Kindly state position of the supports if asymmetric positioning is requested.







Description	□	Length	F69				P.U.	O.C.
		Distance	Art. no.					
Square bar-shaped pull handle with special length, piece	35x35	250-1000	3976893				1	1
		180-960						
		1001-1600 961-1560	3976906				1	1
		1601-2600 1561-2560	3976957				1	1



Explanation of attributes and symbols, HOPPE finish chart





Explanation of attributes

Denomination	Description	Attribute
Brand attributes	<ul style="list-style-type: none"> distinguish all HOPPE products convey the brand promise: <ul style="list-style-type: none"> - 10-year guarantee on the mechanical operation - Made in Europe - DIN EN ISO 14001 Environmentally-considerate manufacturing 	  
Product attributes	<ul style="list-style-type: none"> present important information on a product or a benefit of the product are identified with the pictograms designed by HOPPE 	 Stainless steel

Explanation of symbols

∅	diameter
duravert®	HOPPE divides its product range into three lines based on the customers' different requirements in price and perception of value – duravert®, duraplus® and duranorm®. duravert® is the upper range, duraplus® is the medium range.
duraplus®	

HOPPE finish chart

Aluminium	Stainless steel		
 <p>F1 Silver effect</p>	 <p>F69 Satin</p>	 <p>F69/F1-F2 Mat silver effect</p>	 <p>F9714M Black matt</p>

HOPPE Nordic Countries Oy
Hyryläänkatu 8
FI-04300 Tuusula

Tel. +358 (0)9 25 84 34 24
info.nordic@hoppe.com
www.hoppe.com

HOPPE Nordic Countries i Sverige
Post Box 29
SE-566 21 Habo

info.nordic@hoppe.com
www.hoppe.com

Trading partners in the Nordic Countries

Trading partner in Sweden:

BESLAGSKONSULT AB
Neongatan 11
SE-431 53 Mölndal

Tel. +46 (0)31 91 40 30
info@beslagskonsult.se
www.beslagskonsult.se

Trading partner in Finland:

Scancerco OY
Suvilahdenkatu 10B
FI-00500 Helsinki

Tel. +358 (0)9 77 43 27 10
myynti@scancerco.fi
www.scancerco.fi

Trading partner in Denmark:

KH TRADE
Theilgaard's Allé 3A, "Den Hvide By"
DK-4600 Køge

Tel. +45 70 23 40 30
info@kh-trade.dk
www.kh-trade.dk

Trading partner in Norway:

BOYSEN & MUNTHE A/S
Haavard Martinsens Vei 19A
NO-0978 Oslo

Tel. +47 23 34 70 00
post@boyesen-munthe.no
www.boyesen-munthe.no